



Youth Sculpture Contest Winners

Encouraging Youth to Keep Our Planet Green

The 2024 National Garden Clubs, Inc. Youth Sculpture contest was open to all youth in 4th through 8th grade. The contest was designed to encourage students to keep our planet green, to get involved with saving the environment and to encourage youth to explore their creative thoughts through sculpture.



2024 Indiana State Winners



Youth Sculpture Contest Winners

The theme of the 2024-2025 National Garden Clubs, Inc. Youth Sculpture Contest was: **Encouraging Youth to Keep Our Planet Green.**

Youth in 4th through 8th Grade were invited to participate by sending their sculpture to their local garden club. Winning sculptures from each garden club were sent to the state competition. This booklet contains photos and descriptions of the Indiana state winning sculptures. *Entries are printed as submitted, including grammar and spelling errors.* State winners will be sent to the National Garden Clubs, Inc. Region competition; and those winners will be sent to the national competition.

The Garden Club of Indiana, Inc.

... is a non-profit educational organization, formed in 1930, to stimulate knowledge of gardening; to aid in the protection of trees, plants and birds; and to promote civic beautification. The fundamental objectives are expanded to meet the needs of today: community beautification; roadside development; good horticultural practices; litter control; aid in the protection of trees, shrubs, wildflowers and birds; and preservation and restoration of historic sites. **gardenclubofindiana.org**

National Garden Clubs, Inc.

... is a 501(c)(3) organization whose Mission is to provide education, resources, and national networking opportunities for its members to promote the love of gardening, floral design, and civic and environmental responsibility. **gardenclub.org**

First Place

Josiah S. , Sixth Grade



Crown Point, IN

Materials Used:

1. Used no charge left AA batteries
2. End of role black electrical tape,
3. Last of popcorn seeds that didn't pop and you couldn't eat.
4. Poster board scraps for benches
5. Used markers that were almost empty
6. Chenille scraps (white and lavender)
7. left over marsh-mellow skewers for columns at train station

Describe Your Sculpture in 3-5 Sentences:

I like trains. So I decided to make an old fashion train. I chose black as that is what most of the coal powered trains used. I made a train station with left over tag board and used markers to make tracks for train and benches for people waiting for the train. I also use some yarn to dress up the station.



Runner-Up


Mitchell M. , Sixth Grade
Crown Point, IN

Materials Used:

1. Used styrofoam cup
2. End of role black electrical tape,
3. Used light bulb
4. Poster board scraps for wings
5. Used markers that were almost empty
6. Chenille scraps (white and black)

Describe Your Sculpture in 3-5 Sentences:

I watch cartoons. The Jetson's is one of my favorites. So I decided to make a "Rosie the Robot." she can fly , talk, clean and many other things. Her head is a light bulb where she gets her solar power energy. The side fins ake her fly through the rooms with ease. Her legs (chinelle) are her arms to multi task.) Hoping that when I grow up we will have Rsie the Robots to help us all.





Proud members of
National Garden Clubs, Inc.